

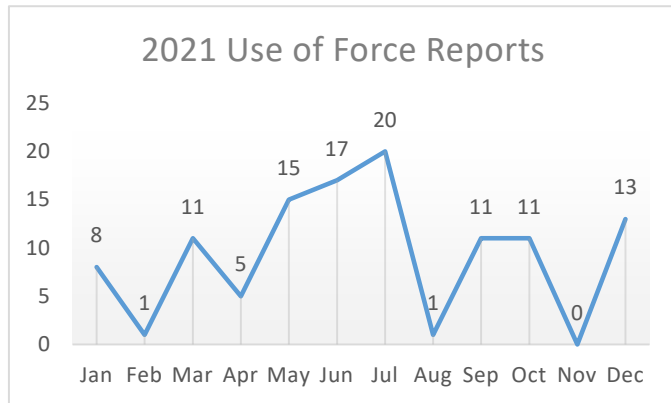
2021 Use of Force Annual Report: Middlesex, Edison Twp PD

This report includes information on Use of Force Reports submitted for incidents between 1/1/21 and 12/31/21 and marked as complete by 01/07/22 at 12am. Reports in review or draft are not excluded.

Use of Force Reports: Overview

# Use of Force reports:	113
# Use of Force Incidents:	43
Average reports per incident:	2.6
# Unique Subjects of force:	116
Average subjects per report:	1.0
Average uses of force per 1000 arrests:	53.5
Average uses of force per 1000 police-citizen contacts:	0.5

# Officers using force:	74
% Sworn Officers Using Force:	0.2%
Average reports per officer:	1.5



Monthly Volume

Jan	8
Feb	1
Mar	11
Apr	5
May	15
Jun	17
Jul	20
Aug	1
Sep	11
Oct	11
Nov	0
Dec	13

Officers Using Force

Total officers using force: 74

Officer race

American Indian	0.0%
Asian/Pacific Islander	5.4%
Black	2.7%
Hispanic	1.4%
Not Provided	12.2%
Other	23.0%
Two or more races	1.4%
White	54.1%

Officer gender

Female	10.8%
Gender Non-Conforming/X	0.0%
Male	73.0%
N/A	0.0%
Not Provided	1.4%
Other	14.9%

Officers In Uniform when Using Force

	# reports	% reports
Yes	104	92.0%
No	9	8.0%

Officer Assignment During Force

	# reports	% reports
Patrol	101	89.4%
Extra Duty/Outsourced	0	0.0%
Off -Duty	0	0.0%
Specialized Unit/Other	12	10.6%

The above information comes from the demographic information officers enter when completing a use of force report. This information only depicts the demographic information of officers using force. Each officer is represented here based on their first race and gender identification in 2021. To ensure this information appears consistently, officers should update their profile in the Use of Force Portal.

Subject Information

Total unique subjects: 116

Subject Race

American Indian	0.0%
Asian/Pacific Islander	6.0%
Black	37.9%
Hispanic	13.8%
Not Provided	1.7%
Other	1.7%
Two or More Races	0.0%
White	36.2%

Subject Gender

Female	21.6%
Gender Non-Conforming/X	0.0%
Male	78.4%
Not Provided	0.0%

# transgender:	0
-----------------------	----------

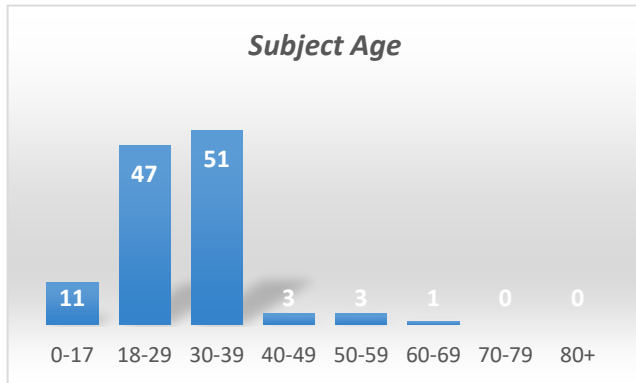
Perceived condition

No unusual condition noted	17
Not Provided	5
Other unusual condition noted	6
Potential Mental Health Incident	64
Under influence of alcohol/drugs/both	55

Subjects Arrested

Subjects arrested	76	65.5%
Subjects not arrested	40	34.5%

Subject Age



Reasons for no arrest

Already in Custody	0
Deceased	0
Medical/Mental Health Incident	30
Not Provided	5
Other	5
Subject Fled	0

Unique subjects are determined by subject identification entered into use of force reports. To the extent that this information differs across reports, a subject will appear as unique.

Officers may enter multiple response options for Perceived Condition and Reason Not Arrested for each subject

Incident and Location Information

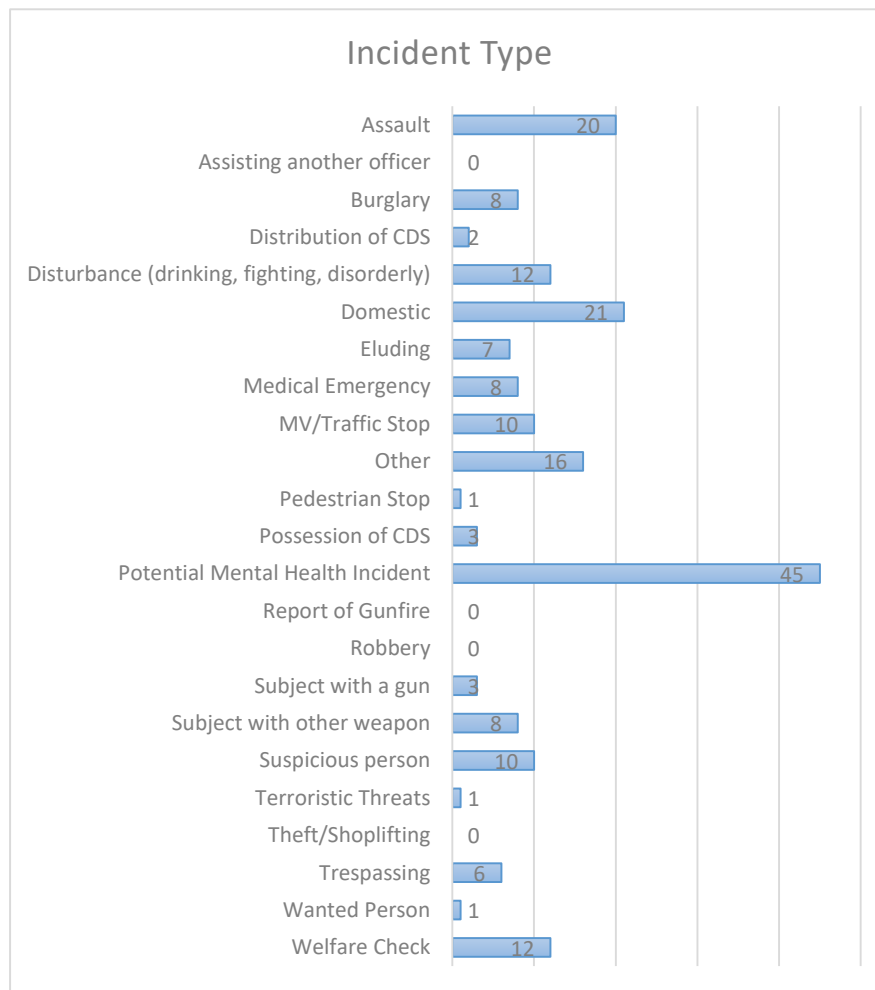
Contact origin

Citizen Initiated	7
Dispatched	0
Not Provided	0
Officer Dispatched	99
Officer Initiated	9
Pre-Planned Contact	4

Location Type

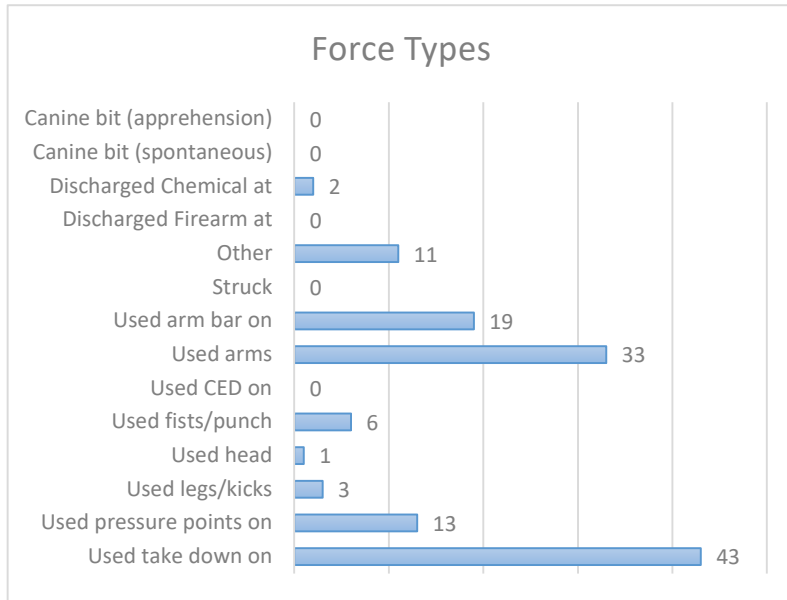
Alcohol Establishment (bar, club, casino)	0
Business	21
Court House	0
Hospital	6
Jail/Prison	1
Other	11
Police Station	3
Residence	36
Restaurant	1
School	0
Street	39

Incident Type



Officers may enter multiple response options for Contact Origin, Location Type, and Incident Type. Each report may appear multiple times in the responses on this page.

Officer-Subject Force Interaction Information



Average force actions per report: 1.2

Subject Resistance	
Aggressive resistance (attempt to attack or harm)	0
Attempt to flee	27
Dead-weight tactics (going limp)	0
Non-response (consciously ignoring)	21
Other	10
Resistive tension (stiffening, tightening muscles)	0
Verbal	21

Subject Actions	
Attempt to commit crime	6
Attempt to destroy evidence	3
Attempt to escape from Custody	20
Attempt to self-harm	11
Biting	8
Fired Gun	0
Not Provided	0
Prevent harm to another	25
Resisted arrest/police officer	90
Spitting	6
Attacks	
Attack with Blunt object	0
Attack with Bodily fluids	3
Attack with Edge Weapon	0
Attack with Hands, fists, legs	17
Attack with Motor Vehicle	1
Attack with Other Weapon	0
Other Attack	1
Threats	
Threat with Blunt object	0
Threat with Bodily Fluids	0
Threat with Edge Weapon	3
Threat with Gun	0
Threat with Hands, fists, legs	17
Threat with Motor vehicle	2
Threat with Other Weapon	0
Verbal/Fighting stance Threat	43
Other Threat	2

Officers may select multiple Types of Force, Subject Resistance, and Subject Actions for each report.

